

1. A bone
2. More Letters
3. A new collar labeled "Ed"
4. A pair of shoes
5. A bow tie from "Giggs"
6. Sherman basketball wins
7. Snow
8. For little kids to leave me alone while riding my bike
9. A dog house.
10. A toothbrush

**INSIDE THIS
ISSUE:**

Students of the Quarter Principal's Corner	2-3
Recipes for the Holiday	4-5
Jr. High Section	6-7
Sport Center Sports Fascinating Foliage	8-9
How the Snowman Came to be Dear Husky	10-11
Photos	12

The Husky Times

VOLUME 1, ISSUE 3

DECEMBER 5, 2011

The Evolution Of Santa Claus By, Jason Earl

Santa Claus, the name means many different things to many different people. However, as most people will tell you, he is the jolly old fat man who rides around the world on Christmas Eve in a sleigh pulled by eight reindeer, delivering gifts to all the little children. But many people wonder where this rather strange image came from, who is Santa Claus, and how did he come to be?

The tale starts in the early fourth century A.D., with a Christian bishop by the name of Nicholas Lipensky. According to the legends, Nicholas, who was later made a saint, was a very wealthy man; however, instead of using his wealth on himself, Saint Nicholas would travel about Asia-minor and, during

the night, would leave coins and gifts in shoes that had been left on the porch to dry. He tried not to be seen by people, so that they would give their thanks to God, and not himself, however, as people caught on to his plan, his travels were greatly anticipated, and parents told their children to go to bed early so that St. Nick would come to their house without being afraid of being seen.

The actual name "Santa Claus" comes from the Dutch pronunciation of Saint Nicholas, Sinterklauss. When Dutch immigrants came to America, the name quickly spread among the people, and the easier pronunciation, Santa Claus, came into being. Ever since, little children have gone to bed early, so that

Santa Claus will pause his reindeer on the roof of their homes and leave them gifts in their stockings.

As for his method of travel, the reindeer weren't even around until late in the 1800's, when Washington Irving wrote, "A visit from Saint Nick," better known as, "Twas the Night Before Christmas." In the poem, Irving describes and names the eight reindeer that pull Santa's sleigh, and it quickly caught on.

The full story of the jolly fat man is far more complex than anything that could fit into one article, but to find the interesting and complex history of the man who almost everyone has heard of, all you have to do is look.



Ways to Spend Winter Vacation


1. Have a sledding party, invite friends and family
2. Visit with your family that you haven't been able to in awhile
3. Sit by a fire and watch movies
4. Make a snowman
5. Catch up on sleep!
6. Bake cookies!
7. Create fun gingerbread houses.
8. Go caroling.

Student of the Quarter By, Audrey Kaseberg

For the 1st Quarter of the 2011-2012 school year, the Students of the Quarter are Courtney Colesch, Desiree Winslow, Nick Coleman, Tyler Lyon, and Audrey Kaseberg. Being Student of the Quarter should be celebrated by honored students, parents, teachers, and peers.

In addition to the title "Student of the Quarter", these students also received plaques given to them by the teacher or staff member who nominated them.

Congratulations, again, to these five outstanding Students of the Quarter.



Tyler Lyon

Junior High Student

Nominated by: Gail Mac-nab



Audrey Kaseberg

High School Girl

Nominated by: Amanda Ross



Nick Coleman

High School Boy

Nominated by: Janet Pinkerton

Principals Corner

The holiday season is upon us. For me, it is a wonderful time to observe the amazing things that our students and staff participate in and do for our community and it is also a time to consider the possibilities for the coming year.

The following are a few examples of student and community activities that will be occurring at Sherman Jr./Sr. High School between December 1st through December 16th: SJSHS Food Drive for the Sherman County Food Bank, Robotics Tournament Competition, Sherman Invitational Basketball Tournament, Sophomore Tree & Swag Sale, Sherman County Scholarship Association Holiday Bazaar, Robotics Practice, Husky Helping Hands, Strategic Planning Meeting, Winter Formal, College Visit from Oregon State University, FFA Meeting, Free Community Meal for Senior Citizens, FFA AG Sales Event, Culinary Arts Class Luncheon, Pep Assembly, Jr. High

Basketball Games with St. Mary's & Condon, and High School Basketball Games with Glenwood, Condon/Wheeler, Culver & Nixyaawii. All of these activities would not be possible without the hard work of our students, staff, parents, class advisors and coaches. We are fortunate to be a part of such an active and diverse school community.

December is also a time for me to prepare for the coming year. My planning usually consists of reflecting on the past and writing new goals for the year to come. I list each goal, both personal and professional, even goals that seem unattainable. Writing them down really makes a difference - I am always amazed at how many goals are actually accomplished at the end of the year. I urge all of you to give it a try and plan for a great 2012!

I would like to extend to you and your family best wishes from everyone at Sherman Jr./Sr. High School. Happy Holidays!

Craft of the Month

By, Hannah Hays

Directions



Materials Needed

1. Paper for the card
2. Red craft paper
3. Glue stick
4. Plain notecard or card stock
5. Tempera paints
6. Paper plates
7. Googly eyes

Cut Santa-hat shapes (minus the pom-poms and white trim) from the craft paper, then glue one onto each card. Glue a pair of googly eyes a fingertip's width below each hat.

Pour white tempera paint onto one paper plate, and a dollop each of red, black, and pink (mix some red and white) onto another. Stamp white handprint beards, then use fingertips to stamp the trim on the hats, and a nose, mouth, and cheeks on each face.

The Fleeing Pancake

By, Devon Roberts

The legend of the Gingerbread Man goes far back into the 15th century. The most famous story regarding the Gingerbread Man travels from Norway, "The Pancake" written by Peter Asbjornsen and Jorgen Moe. In May 1875, St. Nicholas Magazine published the first ever printed version of the Gingerbread Man's escapee life.

In honor of the Gingerbread Man's fairytale, gingerbread house making has also become popular. Made from gingerbread dough and frosting, the gingerbread house makes one enchanting treat for the Christmas season. Reasoning of the gingerbread house and the Gingerbread Man's relativity to

Christmas comes from ancient Hebrew. Jesus was born in Bethlehem, in Hebrew meaning; House of Bread, and hence gingerbread was then formally known as a Christmas treat. Another religious meaning of gingerbread and Christmas' relation comes from pre-Christian Europe where tiny gingerbread cakes were made with small sun symbols, which were used to rejoice the Winter Solstice.

Whether known as "The Gingerbread Boy," "The Gingerbread Man," or "The Fleeing Pancake," the story always ends the same—in the jaws of a fox. Exciting and cute are two words that can sum up

the life of the Gingerbread Man. The cute and delicious cookie's tale has thrived throughout history. Being passed down generation to generation through books or storytelling; it has continued to stay a Christmas classic.

And don't forget the Gingerbread Man's famous quote:

"Run, run as fast as you can; you can't catch me, I'm the Gingerbread Man".

-enchantedlearning.com



<http://dirtcandle.shk.wordpress.com/>

Holliday Recipe's By, Hannah Hays

Santa Pancakes Recipe

- 9 Servings

Prep/Total Time: 30 min

Ingredients

- 2 cups *biscuit/baking mix*
- 1 teaspoon *ground cinnamon*
- 2 *eggs, lightly beaten*
- 1 cup *milk*
- 1 teaspoon *Spice Islands® pure vanilla extract*
- 2 *medium bananas, sliced*
- 18 *semisweet chocolate chips*
- 1 can (21 ounces) *cherry pie filling*
- *Whipped cream in a can*

Directions

- In a large bowl, combine baking mix and cinnamon. In a small bowl, whisk the eggs, milk and vanilla; stir into dry ingredients just until moistened.
- Pour batter by 1/4 cupfuls onto a greased hot griddle. Turn when bubbles form on top; cook until second side is golden brown.
- Place pancakes on individual plates. For Santa's eyes, place two banana slices on each pancake; top with a chocolate chip. For ears, cut remaining banana slices in half; place on either side of pancake. For nose, remove nine cherries from pie filling; place one in the center of each pancake. Spoon 1/4 cup pie filling above pancake for hat. Use whipped cream to spray the beard, hat brim and pom-pom. **Yield:** 9 servings.



White Chocolate Peppermint Fudge

- 81 Servings

Prep: 10 min. Cook: 10 min. + chilling

Ingredients

- 1-1/2 *teaspoons plus 1/4 cup butter, softened, divided*
- 2 cups *sugar*
- 1/2 cup *sour cream*
- 12 ounces *white baking chocolate, chopped*
- 1 jar (7 ounces) *marshmallow creme*
- 1/2 cup *crushed peppermint candy*
- 1/2 teaspoon *peppermint extract*

Directions

- Line a 9-in. square pan with foil. Grease the foil with 1-1/2 teaspoons butter; set aside.
- In a large heavy saucepan, combine the sugar, sour cream and remaining butter. Cook and stir over medium heat until sugar is dissolved. Bring to a rapid boil; cook and stir until a candy thermometer reads 234° (soft-ball stage), about 5 minutes.
- Remove from the heat; stir in white chocolate and marshmallow creme until melted. Fold in peppermint candy and extract. Pour into prepared pan. Chill until firm. Using foil, lift fudge out of pan. Gently peel off foil; cut fudge into 1-in. squares. Store in the refrigerator. **Yield:** 2 pounds.

Editor's Note: We recommend that you test your candy thermometer before each use by bringing water to a boil; the thermometer should read 212°. Adjust your recipe temperature up or down based on your test.

Nutrition Facts: 1 serving (1 each) equals 40 calories, 1 g fat (1 g saturated fat), 3 mg cholesterol, 10 mg sodium, 8 g carbohydrate, 0 fiber, trace protein.



Sausage Cheese Biscuits

- 10 Servings

Prep: 15 min. Bake: 10 min.

15 10 25

Ingredients

- 1 tube (10 ounces) refrigerated buttermilk biscuits
- 1 package (8 ounces) brown-and-serve sausage links
- 2 eggs
- 1/2 cup shredded cheddar cheese
- 3 tablespoons chopped green onions

Directions

Roll out each biscuit into a 5-in. circle; place each in an ungreased muffin cup. Cut sausages into fourths; brown in a skillet. Drain. Divide sausages among cups. In a small bowl, combine eggs, cheese and onions; spoon 1 table-spoon into each cup. Bake at 400° for 10-12 minutes or until browned. **Yield:** 10 servings.



"To catch the reader's attention, place an interesting sentence or quote from the story here."

Rice Krispies, Tree Trimmer Treats

Prep Time: 20 minutes

Total Time: 40 minutes

Servings: 12 servings, 12 ornaments

What you need

- 12 (6") lengths red or black string licorice
- 12 miniature marshmallows
- 3 tablespoons butter or margarine
- 1 package (10 oz., about 40) regular marshmallows or 4 cups miniature marshmallows
- 6 cups Kellogg's® Rice Krispies® cereal Frosting
- M&M'S® Chocolate Candies

Use licorice and miniature marshmallows to make the ornament tops for these delicious holiday indulgences.

Make it

1. Fold each licorice piece in half and push ends through centers of 12 marshmallows. Set aside.
2. In large saucepan, melt butter over low heat. Add 10 oz. of marshmallows and stir until completely melted. Remove from heat. Add Kellogg's® Rice Krispies® cereal. Stir until well coated.
3. **USING 1/2-CUP MEASURING CUP COATED WITH COOKING SPRAY, DIVIDE WARM CEREAL MIXTURE INTO 12 PORTIONS. USING BUTTERED HANDS, SHAPE EACH PORTION INTO ORNAMENT SHAPE AROUND LICORICE ENDS. COOL. DECORATE WITH FROSTING AND M&M'S® CHOCOLATE CANDIES. BEST IF SERVED THE SAME DAY. MICROWAVE DIRECTIONS:**

In microwave-safe bowl, heat butter and marshmallows on HIGH for 3 minutes, stirring after 2 minutes. Stir until smooth. Follow steps 2 through 3 above. Microwave cooking times may vary.

Found at:

[http://www.target.com/c/brand-shop-Kellogg-s/-/N-5o5g5?](http://www.target.com/c/brand-shop-Kellogg-s/-/N-5o5g5?intc=null_dvmy11c0001v000066i000756_null&ref=tgt_adv_XSHA4661&afid=googlestr&cpng=2011kellogs&DFA=1&L)

[intc=null_dvmy11c0001v000066i000756_null&ref=tgt_adv_XSHA4661&afid=googlestr&cpng=2011kellogs&DFA=1&L](http://www.target.com/c/brand-shop-Kellogg-s/-/N-5o5g5?intc=null_dvmy11c0001v000066i000756_null&ref=tgt_adv_XSHA4661&afid=googlestr&cpng=2011kellogs&DFA=1&L)
[MN=christmas_recipes_for_kids](http://www.target.com/c/brand-shop-Kellogg-s/-/N-5o5g5?intc=null_dvmy11c0001v000066i000756_null&ref=tgt_adv_XSHA4661&afid=googlestr&cpng=2011kellogs&DFA=1&L)



Unforgettable

By Hollee Kaseberg

Jr. High Section

Just one word comes to mind when I think about March, 21st 2011: Unforgettable. To me, unforgettable moments are those that God created to make us all marvel over His astonishing power and unconditional love. Someday, when we get older, our memories that we swore we would never forget may start to fade. But this day is one I will **NEVER EVER** forget for as long as I live.

I read about this breathtaking ranch outside of Tumalo, Oregon, that fills their once unwanted abandoned cinder pit with abused, neglected and unwanted horses. They pair these horses with abused, neglected, hurting and seemingly unwanted children and teens. These horses work in the children's hearts and souls in ways that people can't, and probably never will be able to. They prove to the families that life is good. It's what you make it and that you can survive through anything if you have the will and desire to live. Because this ranch is so inspirational and heart-touching, I decided that I would like get a tour set up for my thirteenth birthday in March, a month before the ranch riding season opened.

I rode in a car for two hours before we finally made it to the miraculous place called Crystal Peaks Youth Ranch. I got out of the car and just stood there wondering what kind of miracles I would get to hear about or even what kinds would happen while I was at the ranch. I figured I would get to hear

many stories about how horses have a heart warming grip on a child's soul. Never did I consider the thought that I would be part of a wonderful story. Or, how the beautiful mare grazing in my pasture would actually be from the Ranch of Rescued Dreams.

I walked up the gravel driveway looking at all the four-legged angels with invisible wings, those we commonly call horses.

"Look Mom. There's Little Bear! And Hannah! See that bay mare with the little bit of white on her face? That's Phoenix, or Phoebe, she was part of the largest equine rescue in Oregon history!" I said with so much excitement that I got to see my heroes in horsehair in real life not just in pictures.

"Oh my gosh. Look at that big horse's color," Mom said.

"His name's Bozeman, Mom. He has two wall eyes and likes to eat cake," I stated.

"Where's Hero?" my sister Stephanie asked.

"Umm... Oh there he is! He's in the paddock on the right side of the driveway," I said as I pointed to him. I had this feeling that March, 21st 2011 was going to be one of those days that would leave a mark on my heart and soul. It already felt like a day that would make me want to come back. And it was starting to become a day that would make our eyes 'water' as my mom says in a funny attempt to hide when she is crying. It was going to be a day that would be unforgettable.

After we met Jeff, we went to the Red Rock meeting hall to hand in our papers

and watch a short DVD about the ranch. Soon we were out meeting the horses. We started with Gideon, who'd come to the ranch to fill the gap in Sarah's heart after Shonee was put down. I related to this because I had a Pony of America named Gidget that I had to put down too.

After we walked the ranch and saw all the horses, we met Kim. After talking to her for a little-while my whole life changed in an unexpected way. Kim asked if I had a horse. I told her that I didn't but that I was looking for one.

"I think there's a bigger reason why you're here today," Kim said.

My sisters, mom and I looked at each other in complete puzzlement. Then Kim continued to tell us that she was looking for a new home for one of the horses. "Hannah" was overweight and needed a home where she could be fed separately to lose weight. I couldn't believe what I was hearing! I'd only joked with my mom that maybe Crystal Peaks would give me the perfect horse! I hadn't been successful in finding the right horse since I had to put Gidget down. Stephanie and Mom just started to cry. I was so excited that all the words and thanks that I wanted to say wouldn't come out of my mouth.

Before we went back to CPYR to pick up Hannah, I had to stop at Big R, a feed store to get new tack for her. I found a dark leather headstall with silver studs, a matching breast collar, leather

reins, a snaffle bit with studs and Texas stars, a bright blue halter and a black lead rope. Suddenly, on my way to the check stand, I saw Kim. My family and I went over and talked to her. That's when she told us that I was making a big difference in a woman's life just by taking Hannah home. Kim told us about a special call she got on Friday from the first couple who ever contacted Crystal Peaks. The man told Kim that his wife was dying and all she wanted was to have Crystal Peaks accept her horse that she had raised from birth.

However, the ranch can only hold 30 horses and they were already full. But when I chose to take Hannah home, a new spot

opened up just in time to take the sick woman's horse! I was so proud that I was making a difference just by bringing home my perfect dream horse. I couldn't wait to raise her for the next twenty or thirty years.

Spring break 2011 was the most memorable week of my life. I can't thank Kim enough for the amazing, life changing gift she gave to me on my thirteenth birthday. I know Hannah and I will go on many great adventures. We might even win some pole bending contests and try out some other western pleasure events. We have much to look forward to as I use my amazing horse to share with people about Crystal Peaks. Life isn't a video

game. You only have one chance to make great memories, learn new things, have fun, do stuff you love while you still can and to really live. Life is like a roller coaster, there's never a time when you're always on top. There are always new obstacles and although they may get more difficult or challenging by looking deeper inside yourself or listening to what this ranch has to tell you, you're never alone and you can make it through anything. If you don't stress about every little thing and instead pray about everything.

For more information visit:

<http://www.crystalpeaksyouthranch.org/>


How do you View the Junior High?

By, Lina Cisneros

Junior High is the time to take on new responsibilities, to grow, and mature. Everyone knows that these years will be some of the hardest years in school. Homework, friends, and drama seem to always surround us. These years are the time to learn the way around the school and make the years as a Junior High student as perfect as you can. You have a

clean sheet, but it is your responsibility to keep it that way and no one else's.

The thing you should worry the most about is maintaining a good record. Care about your grades, care about your future and what you want to do in life. Be a great role model for younger students who will soon be in our same position.



<http://myfunnypics.org/v/funny-cartoon-pictures/>

Sports Center

By, Riley Brown

Football

1st Round

Sherman 76

McKenzie 36

2nd Round

Sherman 28

Crane 34



Big Sky Player of
the Year 2011:

Kyle Burnett



Big Sky Coach of
the Year 2011:

Mike Somnis

Football Conclusion

The conclusion of football brings with it a wave of emotion. With all of this year's seniors knowing that they have finished their time within Sherman county football. The bond that football creates is a very special one and individuals truly begin to embrace others as a team when achieving so much together. These experiences for some may be some of the brightest of their lives, the effects of the raw emotions of football can't be easily replicated. Sadly this season ended on a somber note, with these players and coaches still being left with the feeling of having an opportunity slip through their fingers. Players will surely keep moving deeper into the playoffs in the near future by working hard in the classroom, weight room, and on the field. Congratulations to this year's team on an outstanding season!

Boys Basketball Overview

The expectation for this year's Boys' Basketball team are sky high, with tons of skill and experience, the returning boys are primed to move towards a deep playoff run. These Huskies look to play a very up tempo style of ball, with emphasis on pressure and turnover the Huskies look for a great year.

Husky Naismith Award

The Husky Naismith award is an honor which highlights an outstanding basketball player, who exemplifies skill, dedication, as well as leadership. The winter sports season is very young so there is no clear cut award winner, but with the athletes and coaches that we have, there is sure to be an abundance of good choices.

Girls Basketball Overview

The Ladies' Husky basketball team is a very balanced team and looks to compete in the Big Sky. The Big Sky is a hotbed for girls' athletics so our Lady Huskies are in for a challenge. With an experienced team of 6 seniors, the girls hope to use that experience to win some ballgames.

Fascinating Foliage

By, Brian Simantal

The Christmas Tree

Christmas traditions have been around since Christmas has been celebrated. There is no bigger tradition than the Christmas tree. The Scandinavians and Germans started the tradition of having the evergreen tree either in their home or


just outside their door. People today either use real trees fake trees or fake trees that have lighting systems built in. Evergreen trees are used because they stay green year round, they smell good, and it is easy to hang things on them like decorations and lights. The Christmas tree has become a

staple of Christmas and can never be taken away.



Mistletoe

The mistletoe stems from not as big of history as you may have thought. People started using the mistletoes as holiday decorations in the seventeenth century to keep witches away. Surprisingly the tradition of kissing under the mistletoe as we know it is believed to have started in the early nineteenth century. The bad luck of not kissing came from the thought that if you didn't kiss under the mistletoe you weren't to be married that year for you had no one to kiss during the holidays. The magic of the mistletoe is still alive today if you are brave.



How Snowmen Came to Be by Maddie Belshe

One late night, a young boy looked out the window of his small bedroom and saw a small snowflake fall to the ground. Once one came down, he was sure he would see the ground covered in white, cold, fluff. The next morning the little boy woke up, forgetting about the snow, just laying in bed, until it dawned on him that it had snowed. He jumped out of bed and ran to the window to see a winter wonderland. He quickly put on warm clothes and ran through the kitchen. Before his mother could tell him that breakfast was ready, he was already out the door, jumping through the fresh snow. The boy picked up some snow and patted it into a ball. Rolling it around on the ground, the ball got bigger and bigger, until it was so big he could not move it any farther. Then he repeated what he was doing and made another big snowball, but this time he made it so he could lift it. He set it on top of the other and then started another ball. Once he put that snowball on top of the other, he decided that it looked like a man, and needed a face, arms, a hat, and a scarf. He used pebbles and a carrot for the face and buttons, sticks for his arms, and he gave him a hat and scarf. From then on, it was known as a snowman.

Rudolph the Red Nosed Reindeer— by Maddie Belshe

The character, Rudolph, was created by a man named Robert L. May. May was a copywriter for the company, Montgomery Ward, and was asked to come up with a way to get more people involved with their company. That is when May came up with Rudolph in 1936. Rudolph was mainly created for commercial purposes, but he turned into a friend for everyone throughout the world. The Montgomery Ward company where May was working, would make, and give out booklets every Christmas Eve, and this year, May was putting his new character in the story. The names that May had picked out for the reindeer was Rollo, and Reginald, before he decided on Rudolph.

When May finished his story, he tested it on his young daughter to see if she, and other young children would like it, but his boss did not like it. He didn't think that a red nosed reindeer would be appropriate for children because a red nose usually means something associated with drinking, but May knew that what his boss was trying to say was not the meaning of his story.

May then went out to find deer to watch and draw to get his perfect red nosed reindeer. Once the booklet was completed, their company distributed 2.4 million copies in 1936 and a total of 6 million copies by 1946. By the year 1948, the story was made into a movie, and shown in theaters. The movie, "Rudolph the Red-Nosed Reindeer" was only nine minutes long. Later, a song was written about the reindeer, and was one of the best-selling songs of all time.

Dear Husky

Dear Husky,

I'm having trouble with school, sports, and boys.
My question is how do I relax?!

-Need Help

Dear Need Help,

Juggling school, sports, and relationships is always a difficulty. But there are ways to get through them without making yourself have a stress overload. School is most important; make sure you're keeping your grades up above a D, so you'll be eligible to play your sport event. If you're having trouble with your grades, your teachers are always there to help. Sports are an amazing extracurricular activity, just work hard to get better, keep yourself healthy, and always enjoy it; if you're not then something's wrong. And with boys, well boys will be boys; don't let them get the best of you, you are your own person, and the people that appreciate that (including your crush) are the people that you should be spending time with. But remember yours academics should come first.

Sincerely,

ED

Dear Ed,

I can always tell when the holidays are approaching because my parents start wearing the most embarrassing holiday sweaters. How do I tell my parents that the sweaters they wear are so embarrassing?

Sincerely, Mr. Embarrassed

Dear Mr. Embarrassed,

It is hard sometimes to tell your parents that they embarrassing you. I recommend that you approach them and just simply ask them why they decide to wear the sweaters that they are wearing. Then once you have the answer you can ask them, "Do you mind if you don't wear those sweaters in public or at least when I am Around, it is really embarrassing."

Sincerely,

Ed

Dear Husky,

There is this person that doesn't like me very well. She pretends to be my friend, but if I do the very littlest thing it makes her mad. I try to be nice but whatever I do I can't get through to her. She thinks everything is about her. Help?

-Confused

Dear Confused,

Sounds like your experiencing the feeling of finding out who your "true friends are". It's always hard when one of your "friends" make everything about her, and makes you feel like an outcast, and no matter what you do for her it's never enough. Trust me, I know how you feel. But there are ways to overcoming this situation, you could talk to your friend, and have a heart-to-heart conversation about how your feeling, and if she thinks you're being ridiculous, or lying then there's no other way to get through to her. In life you'll find your true friends, and the supposed friends that don't treat you very well. You don't need to surround yourself with people that make you feel bad, surround yourself with people that make you feel good, and treat you well. Good Luck!

Sincerely,

ED

SNOWBALL by Shel Silverstein

I made myself a snowball
As perfect as could be.
I thought I'd keep it as a pet
And let it sleep with me.
I made is some pajamas
And a pillow for its head.
Then last night it ran away,
But first—it wet the bed.

What's Happening at Sherman High

